

Technical Specifications

Natufia One V1.0 [metric, (imperial)]



TECHNICAL DETAILS

| | |
|----------------------|---|
| DIMENSIONS | L 400mm (15.74") x W 400mm (15.74") x H 2055mm (15.82") |
| PACKAGING DIMENSIONS | 50 cm (19.7") x 50 cm (19.7") x 50 cm (19.7") / 10 Kgs (22lbs) and 5 cm (1.97") x 5 cm (1.97") x 200 cm (78.7") / 1Kg (2.2 lbs) |
| WEIGHT | Standalone weight 25 kg (55 lbs) Operational weight 45 kg (100 lbs) |
| MATERIALS | Stainless steel, glass, PP, PS |

ENERGY USAGE

| | |
|----------------------------------|--|
| AVERAGE TOTAL ANNUAL CONSUMPTION | 220 kWh |
| POWER SUPPLY | Input 100-240 V 50/60 Hz US/EU/UK power plug |
| POWER CONSUMPTION IN OFF MODE | 0.8 W |
| POWER CONSUMPTION IN ON MODE | 23.6 W |
| MAIN FUSE | 1 A |
| INTERNAL VOLTAGE | 24 V |

WATER USAGE

| | |
|-----------------------------|---------------------|
| WEEKLY WATER CONSUMPTION | max. 10 L (2.6 gal) |
| TANK SIZE | 20 L (5.3 gal) |
| WATER / DRAINAGE CONNECTION | None |

PLANT GROWTH MAIN DATA

| | |
|--------------------------|---------------------------------|
| AMBIENT EXT. TEMPERATURE | Room temperature |
| POTS FOR PLANTS | 22 |
| NURSERY CAPACITY | 20 seed pods |
| NUTRIENT CONSUMPTION | approx. 1 bottle every 3 months |
| PLANT GROWTH TIME | 10 to 140 days |

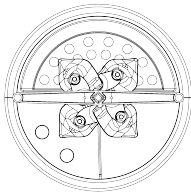
CONTROL & ALERT SYSTEM

| | |
|--------------------------------|-------------|
| REMOTE (USER / SERVICE CENTER) | Via web app |
|--------------------------------|-------------|

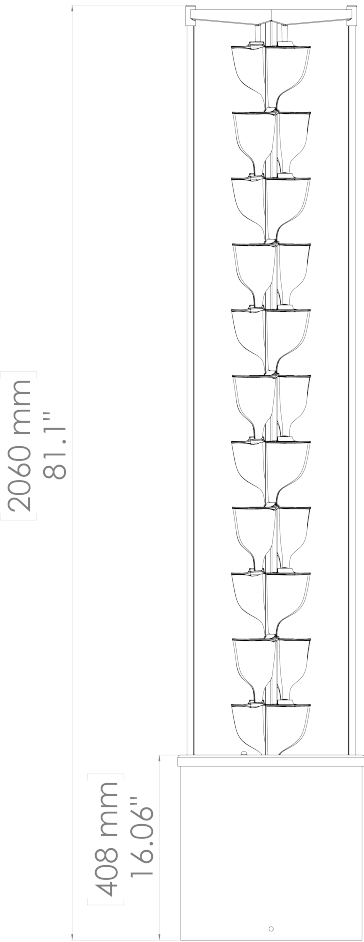
MAINTENANCE

| | |
|--------------|---------|
| WATER REFILL | Weekly |
| CLEANING | Monthly |

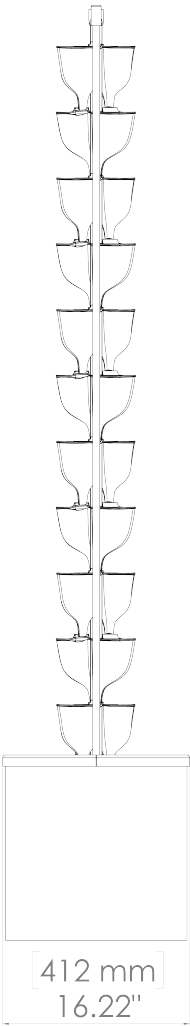
Machine Dimensions



TOP VIEW



FRONT VIEW



SIDE VIEW

